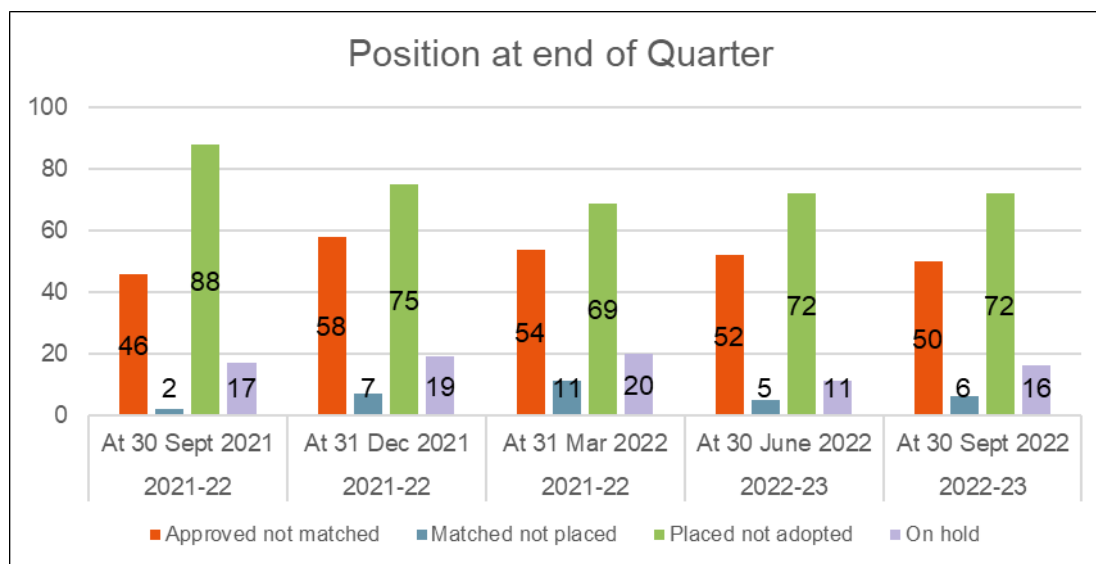
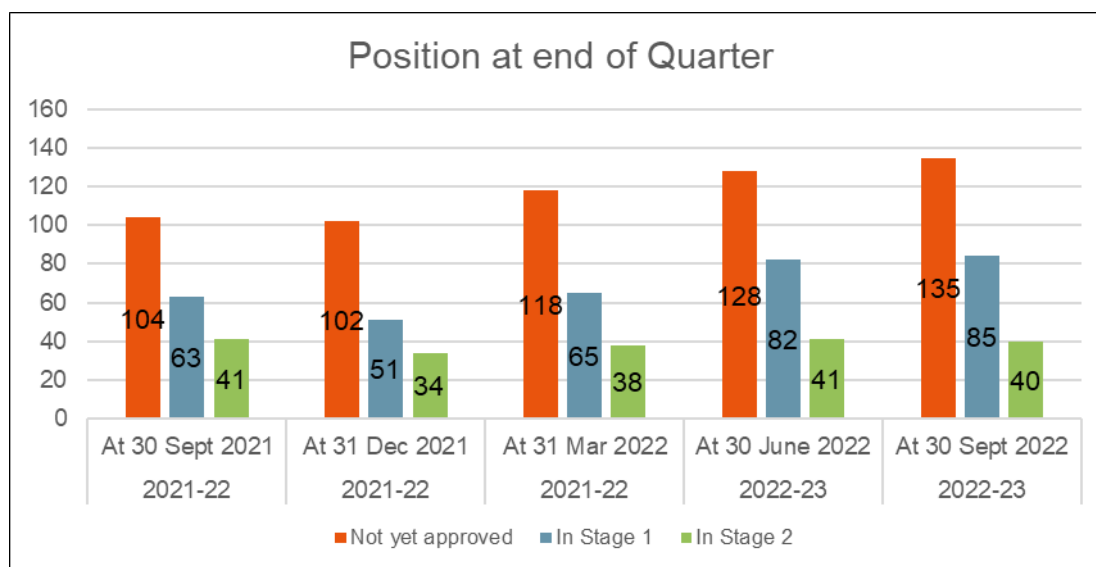




Highlight Report on performance as at 30th September 2022 – last 5 quarters

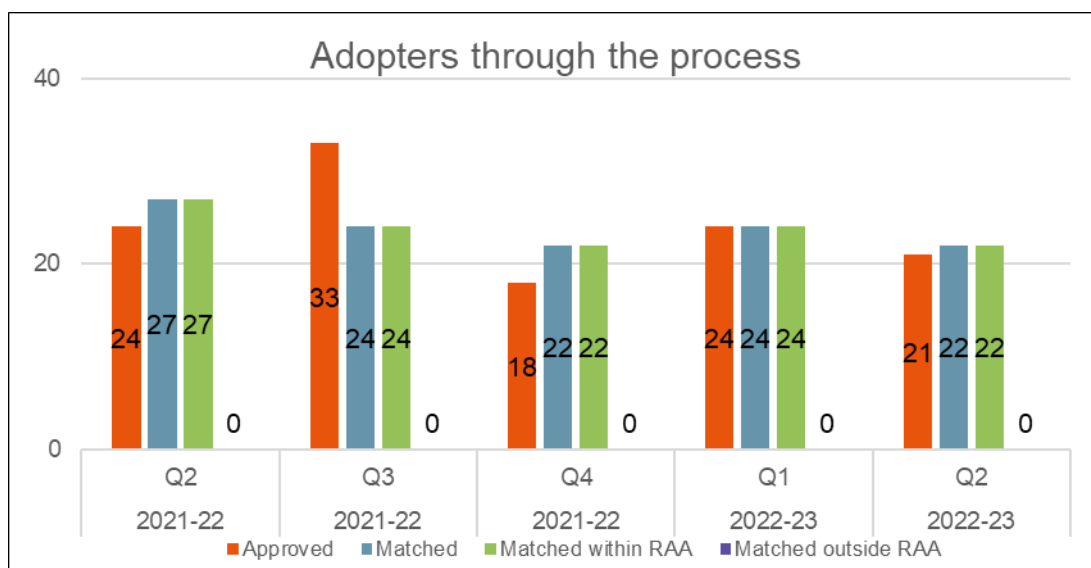
a) Sufficiency: Are enough of the right kind of adopters being recruited and approved to meet the needs of the children waiting?



Adopters

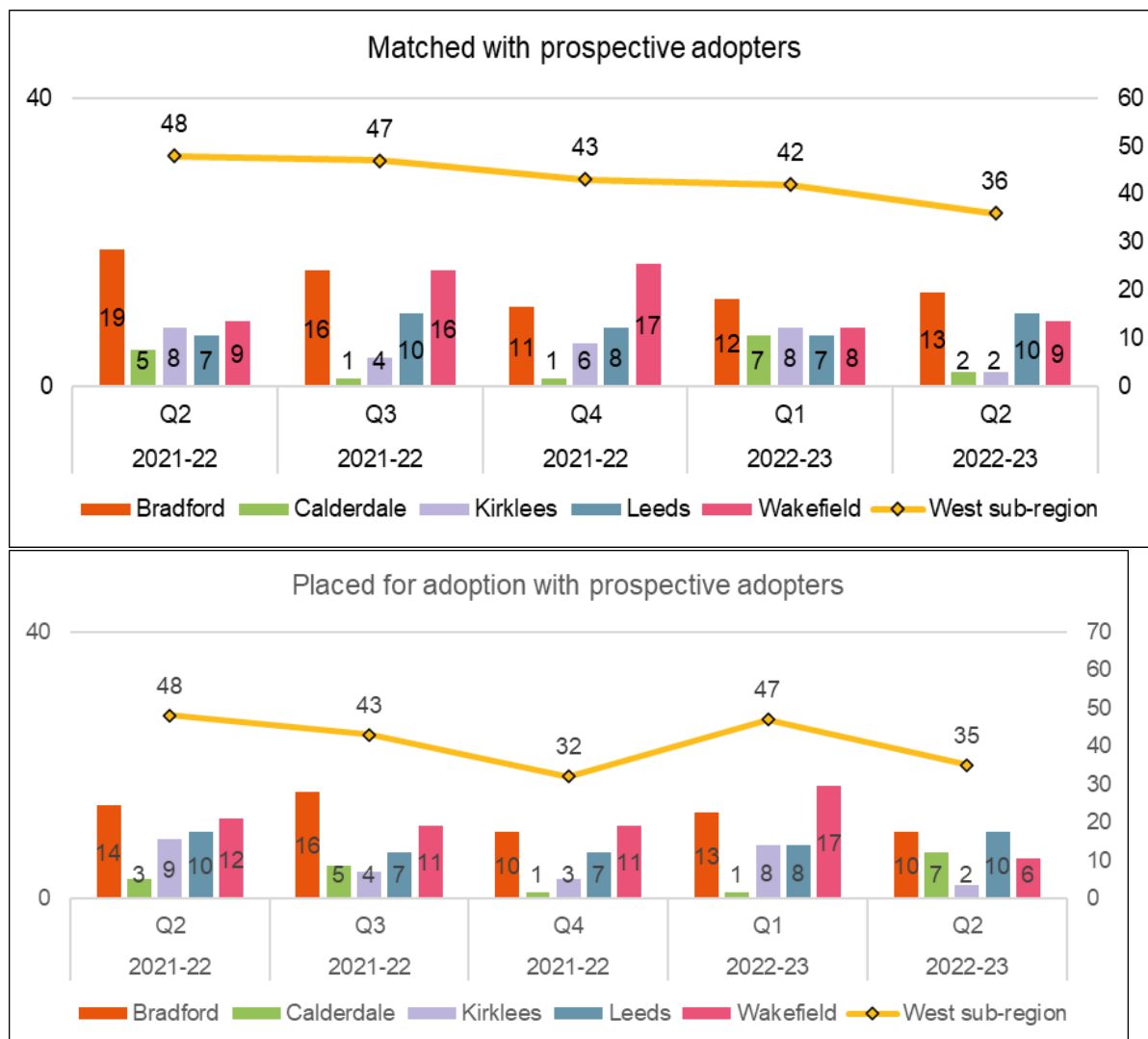
In the first 6 months of 2022/23:

- 81 adoptive families ended Stage 1 in the first 6 months of 2022/23 of which 54 were in Stage 1 for more than 2 months;
- 45 adoptive families were approved of which 17 were in Stage 2 for more than 4 months;
- 46 adoptive families have been matched with children, all of which were children from the West Yorkshire region.



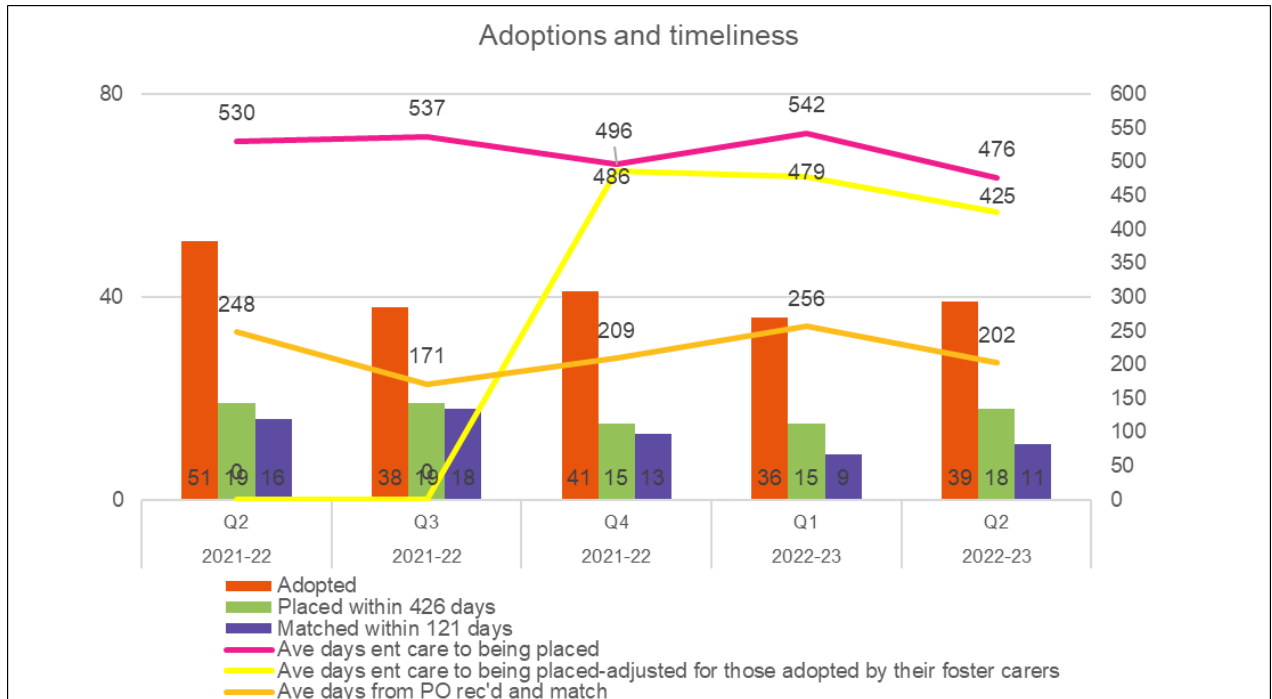
Within the 45 households, 84 individuals were approved throughout Q1 and Q2 of 2022-23. Of these, 16 (19%) are from Black and Minority Ethnic (BME) backgrounds. 9 households were approved for sibling groups and 7 households were open to Early Permanence Placements.

b) Timeliness: Are children being matched and placed without delay including those children who wait longer?



It is clear from these graphs that the numbers of children being matched and placed has decreased in the first half of 2022-23. The 36 children matched in quarter 2 includes 22 children who wait longer due to their needs (e.g. over the age of 5 years; sibling groups, BME & children with disabilities).

Highlight Performance Report

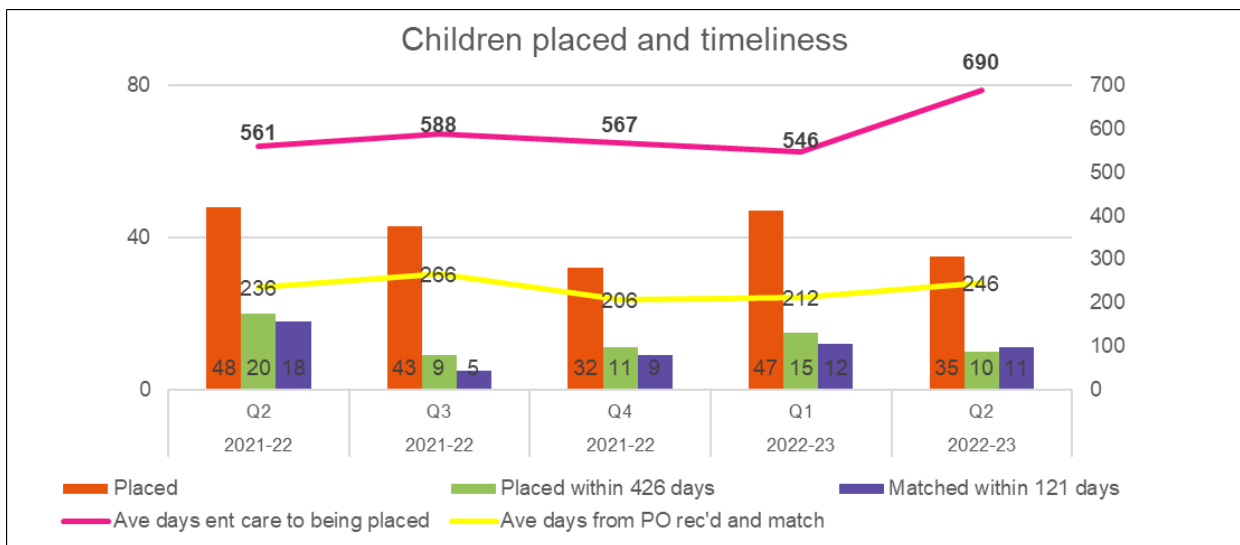


The graph immediately above is with regard to children adopted in the period. The A1 scorecard indicator of children adopted is above national indicator of 426 days as at the end of September 2022.

The A2 scorecard indicator is still above national indicator in quarter 2. Of the 39 children adopted in quarter 2, 26 of these were classed as children who wait longer to match, this affects the overall average timeliness.

A1 indicator of the children placed: (see table below)

This shows an increase in timeliness. However, of the 35 children placed in Q2, 18 children had more than 500 days between entering care and being placed making the average 690 days, without these 22 children it brings the average down to 403.



Case examples of all the children placed in Q2:-

21 were children who wait longer (e.g. classed by the DfE as harder to place children):

- 4 were aged 5+ years;
- 14 were part of a sibling group;
- 8 were Black and minority ethnic (BME)
- 1 child has a disability

A2 indicator of the children placed:

24 of the 35 children took more than 121 days from Placement Order to match:

At the end of September 2022, 56 children who have been waiting for at least 18 months since entering care and are not placed:

Of these 56 children, 7 of these 56 children have subsequently been matched.

41 of the 56 are classed as “hard to place” children (5+years old, sibling group, disability, BME), of which 19 have more than one of these characteristics. 15 of the 56 children are however not classed as hard to place so further exploration of these 15, to understand the issues, is underway.